




2501 Ludelle Street  
Fort Worth, Texas 76105-1036  
817-244-6212 Phone • 817-244-4024 Fax  
888-350-6588 Sales • 800-423-9696 Tech  
E-mail: [painless@painlessperformance.com](mailto:painless@painlessperformance.com)  
Web: [www.painlessperformance.com](http://www.painlessperformance.com)

# 30121

## Universal Trailer Pigtail (4-Flat)

The Painless Universal Trailer Pigtail allows you to easily add a 4-flat trailer connector to your wiring harness.




**Step 1:** Locate the 4 wires in your harness you will need: The Left Turn/Brake, Right Turn/Brake, Tail Lights, and Reverse lights wires. Though these colors vary by make the standard colors can be seen in the diagram to the left.


**Step 2:** Cut the wires (all at the same location) and install the provided 4-way connectors.



**Step 3:** With the connectors installed, connect the Painless Universal Trailer Pigtail. Painless also recommends looming the wire at this point for added protection.



**Step 4:** Finally, attach the ground wire to reliable ground using the hardware provided.



## **Painless Performance Limited Warranty** **and Return Policy**

Chassis harnesses, fuel injection harnesses, and Trail Rocker units are covered under a lifetime warranty.

All other products manufactured and/or sold by Painless Performance are warranted to the original purchaser to be free from defects in material and workmanship under normal use. Painless Performance will repair or replace defective products without charge during the first 12 months from the purchase date. No products will be considered for warranty without a copy of the purchase receipt showing the sellers name, address, and date of purchase. You must return the product to the dealer you purchased it from to initiate warranty procedures.