



2501 Ludelle Street  
Fort Worth, Texas 76105  
817-244-6898 phone  
817-244-4024 fax  
800-423-9696 orders

E-Mail: [painless@painlessperformance.com](mailto:painless@painlessperformance.com)  
Web Site: <http://www.painlessperformance.com>

# Installation Instructions

## 50210

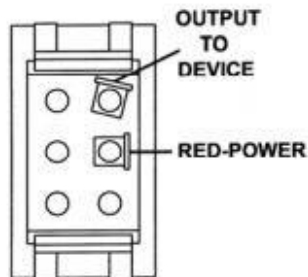
### 1979-86 Mustang Switch Panel

The **50210** switch panel is designed to be mounted in the radio/stereo location using the screws provided.

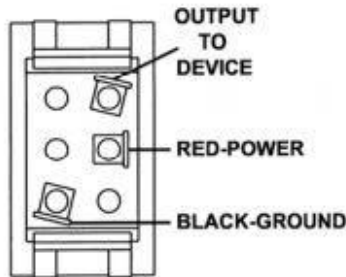
The large red wire, that has been spliced several times, is included in the kit to provide power to all the switches. The spliced black wire is included to provide a ground to all the switches.

Individual wires with terminals on one end are the wires to be routed from the switch to the device being controlled. The terminal end is for the switch and once the wire has been routed, the extra length may be cut off and then terminated. This kit has three extra switches and two extra wires, which may be needed in your particular application.

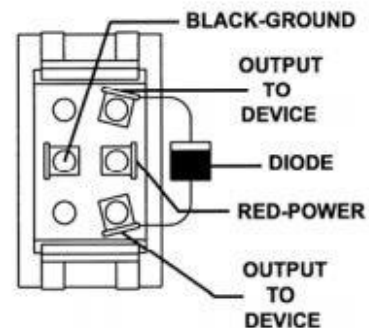
**MOMENTARY  
ON  
SWITCH**



**ON-OFF  
SWITCH**



**ON-OFF-ON  
SWITCH**



**DIODE INSTALLATION:** With diode stripe on top (as shown) it will send power out the bottom and top output wires when the top of the switch is pushed, but it will only send power out the top output wire when the bottom side of the switch is pushed. It will be opposite if the diode is reversed.

The following chart is a guideline to what color wire is normally used for a particular circuit.

RED	BATTERY POWER
BLACK	CHASSIS GROUND
PURPLE	STARTER SOLENOID
PINK	IGNITION COIL
WHITE	ACCESSORY
ORANGE	ACCESSORY
YELLOW/WHITE	FUEL PUMP
GREEN	FUEL PUMP #2
BLUE	WATER PUMP
GRAY/WHITE	ELECTRIC FAN RELAY

## **Painless Performance Limited Warranty and Return Policy**

Chassis harnesses, fuel injection harnesses, and Trail Rocker units are covered under a lifetime warranty.

All other products manufactured and/or sold by Painless Performance are warranted to the original purchaser to be free from defects in material and workmanship under normal use. Painless Performance will repair or replace defective products without charge during the first 12 months from the purchase date. No products will be considered for warranty without a copy of the purchase receipt showing the sellers name, address and date of purchase. You must return the product to the dealer you purchased it from to initiate warranty procedures.

**Painless Performance Products LLC  
2501 Ludelle Street  
Fort Worth, TX 76105  
Phone (817) 244-6212**

