



2501 Ludelle Street
 Fort Worth, Texas 76105
 817-244-6898 phone
 817-244-4024 fax
 800-423-9696 orders

E-Mail: painless@painlessperformance.com
 WebSite: <http://www.painlessperformance.com>

Installation Instructions

50430

1987-93 Mustang Carbon Fiber Switch Panel

The 50430 switch panel is designed to be mounted in the radio/stereo location using the screws provided. Use care not to over tighten the screws, an over tightened screw may damage the panel.

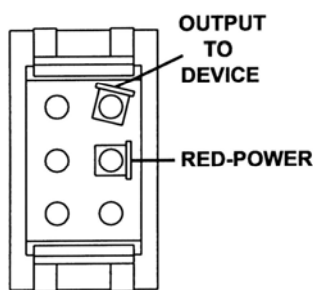
The large red wire, that has been spliced several times, is included in the kit to provide power to all the switches. The spliced black wire is included to provide a ground to all the switches. These switches are rated at 15 Amps maximum input, it is recommended to use an activation relay for any circuits requiring more than 10 Amps.

Individual wires with terminals on one end are the wires to be routed from the switch to the device being controlled. The terminal end is for the switch and once the wire has been routed, the extra length may be cut off and terminated. This kit has two extra wires, which may be needed in your particular application. The following chart is a guideline to what color wire is normally used for a particular circuit.

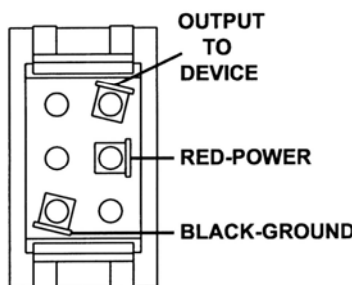
Red; Battery power
 Black; Chassis ground
 Purple; Starter solenoid
 Pink; Ignition coil
 White; Accessory

Orange; Accessory
 Yellow/White; Fuel pump
 Green; Fuel pump 2
 Blue; Water pump
 Gray/White; Electric fan relay

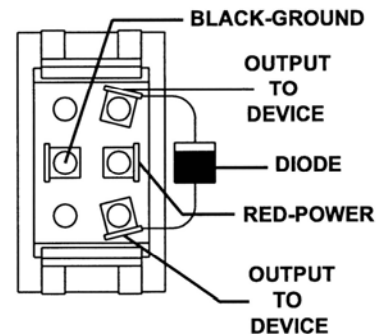
MOMENTARY ON SWITCH



ON-OFF SWITCH



ON-OFF-ON SWITCH



DIODE INSTALLATION: The diode is only needed if you want to power both output wires by pushing only one side of the switch. With the diode stripe up (shown) it will power the bottom and top output wires when the top of the switch is pushed, but it will only power the top output wire when the bottom side of the switch is pushed. It will be opposite if the diode is reversed.

Painless Performance Limited Warranty and Return Policy

Chassis harnesses and fuel injection harnesses are covered under a lifetime warranty.

All other products manufactured and/or sold by Painless Performance are warranted to the original purchaser to be free from defects in material and workmanship under normal use. Painless Performance will repair or replace defective products without charge during the first 12 months from the purchase date. No products will be considered for warranty without a copy of the purchase receipt showing the sellers name, address, and date of purchase. You must return the product to the dealer you purchased it from to initiate warranty procedures.

Copyright © 2007 by Perfect Performance Products, LLC